

K5 S




SPORT



Weight (ECE 2205)	Shell sizes	n° Eps	Retention System	Shell Size	1			2			
1.390 g (+/- 50g)	2	4	Double D	Sizes (ECE 2205) (cm)	XS 53-54	S 55-56	MS 57	ML 58	L 59-60	XL 61-62	XXL 63-64

KEY SELLING POINTS



NEW

Icon: Head with internal structure

Interior Structure

- Embracing Fit
- Noise Reduction -4%
- New Interiors Connectors



NEW

Icon: Visor mechanism

PINLOCK

Visor


- 100% Max Vision Pinlock® 70 Included
- Personalized Visor Mechanism Multi Steps
- Patented Extra Quick Release System, Fast Tool-Free Removal



Icon: Up and down arrows

Integrated Spoiler

- Maximize Aerodynamic Performance
- Ensure Stability



Icon: Airflow arrows

Ventilation System


- Integrated Ventilation System: Ducts Directly Incorporated in the Shell Provide More Airflow
- 5 Large Front Vents, 2 Rear Adjustable Extractors
- Central Upper Air Intake Without Interference with the Sun Visor



Icon: Airflow arrows

Micro-opening System

- Operated by a Quick-Action Button on the Chin Bar
- Boosts the Airflow




Icon: Visor mechanism

Sun Visor

- Integrated Anti-Scratch Sun Visor
- Removable without Using Tools

K5 S



Carbon-Fiberglass



Field of Vision

- Optimized Vertical View
- 190° Unmatched Horizontal View



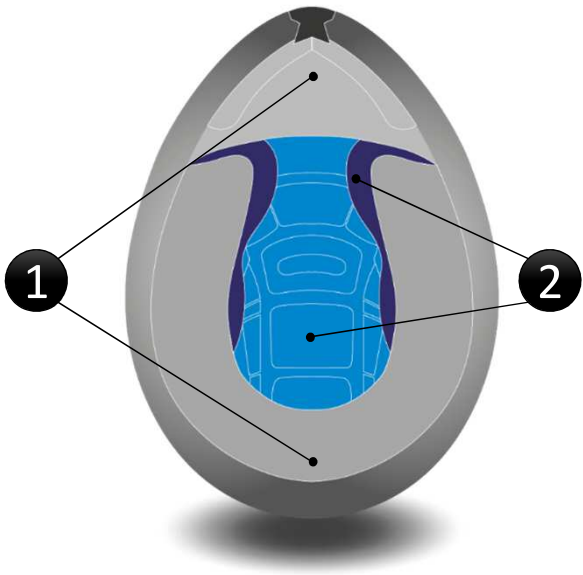
Collar Bone Profile

- Contoured Base Profile Around the Sides to Reduce the Risk of Collar Bone Injuries in a Crash



ARK Ready

- ARK Compatible
- No interference with the aesthetic and aerodynamic shape of the helmet



Base Fabric Properties		
	Shalimar	Soft and Gentle Touch
	Ritmo	Fluid and Fresh Touch
	Shalimar	Soft and Gentle Touch
Applied Technologies On Fabrics		
	Water Resistant Treatment	Keeps Water Out
	Microsense Treatment	Wearing Fluidity
	2 Dry Treatment	Moisture Wicking
All Interiors Are Sanitized: Antimicrobial Treatment		